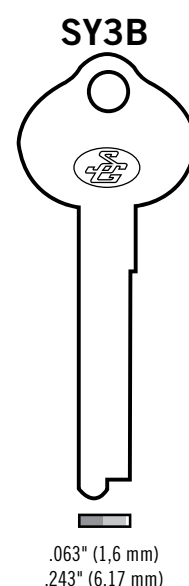
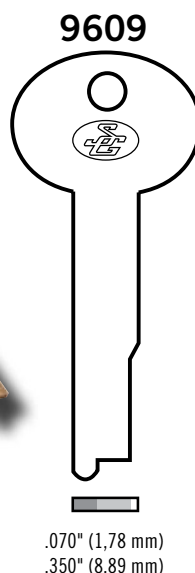

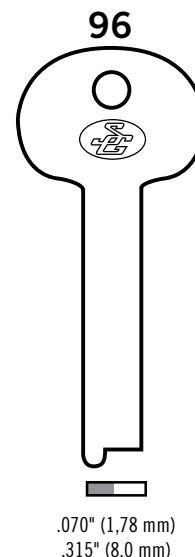
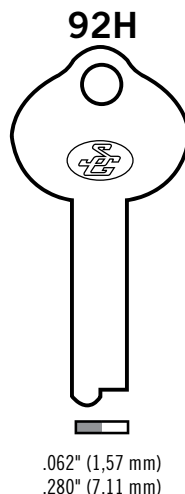
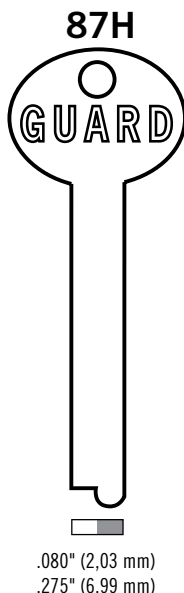
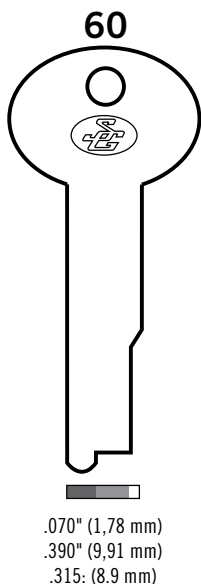


Safe Deposit and Cabinet Lock Key Blanks



- All key blanks on this page are made of nickel-silver for long life and smooth operation.
- Silhouettes are slightly larger than actual size to allow you to lay a key on the drawing and see part of the line thickness around the edges. Tolerances are $\pm .003"$ (0,076 mm) from listed dimensions. Cross sections are viewed as if looking from the bow of the key toward the tip, or as if looking at the keyway broaching. Shading indicates tip projection and any other blade width variations.

Safe Deposit and Cabinet Lock Key Blanks

Order Number	Designation	Notes
9500-005	60	used for renter key with 4442 and 4443 Series safe deposit locks
9500-001	87H	standard guard key blank for 4420, 4440, 4442, 4444, and 4500 Series safe deposit locks
9500-016	92H	used for R132 Series key locking dial ring
9500-003	96	standard renter key blank for 4231, 4420, 4440, 4444, 4100, and 4500 Series locks
9500-004	9609	used for the guard key with 4443 Series safe deposit locks
9500-002	SY3B	used for the guard key for the 4231 Series safe deposit lock (Yale matchwork)